



SHIELDED DC CORD REORDER #1001956



The Respironics DC Cord can be used to operate Respironics' CPAP systems for which AC power is not available. The cord plugs into both a standard cigarette lighter socket found in automotive vehicles and the socket in the portable battery pack.

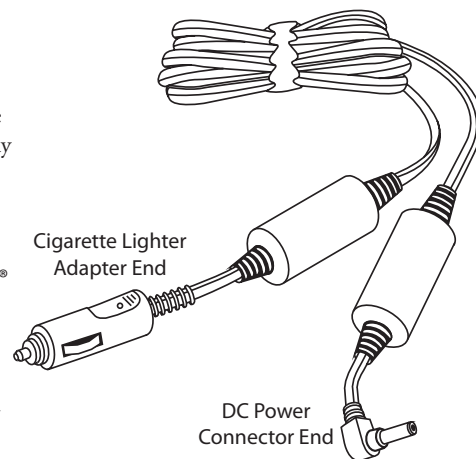
If you frequently operate your Respironics system using DC power, have your home care provider set your prescribed pressure while the unit is operating on DC power. There may be a slight (less than 0.5 cm H₂O) drop in pressure when the unit is switched from AC power operation to DC power operation.

WARNING: *This cord will allow all of the Respironics CPAP systems to function throughout their entire pressure ranges except for the REMstar Choice® systems, unless the REMstar Choice system is rated for pressures of 11 cm H₂O or lower.*

CAUTION: *The DC cord is intended for use on 12 volt "positive hot" electrical systems. These systems might also be referred to as "negative ground" systems. If you are unsure about your electrical system's polarity, consult your vehicle's manufacturer. Using 12 volt "negative hot" electrical systems may damage both the unit and the vehicle's electrical system.*

CAUTION: *DO NOT leave the DC cord plugged into your vehicle when the device is not in use.*

NOTE: *The battery should be fully charged before use. A fully charged, properly operating 12 volt battery should power your Respironics device for approximately 8 hours. See Specifications for Use later in this document for battery requirements.*

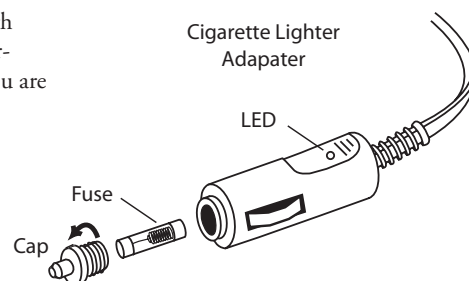


BEFORE USE

The DC cord is shipped with a 3 amp fuse already installed. The 3 amp fuse is for use with most systems. If you are using the DC cord with a SleepEasy, REMstar Choice®, Aria, Virtuoso®, Duet LX, Harmony® S/T, or BiPAP® Pro system, you must use a 5 amp fuse. If you are using the DC cord with a Synchrony® system, you must use a 7 amp fuse.

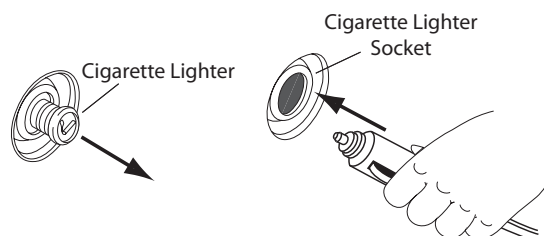
INSTRUCTIONS FOR CHANGING THE FUSE

- Step 1 Unscrew and remove the DC cord's cap, and remove the 3 amp fuse.
- Step 2 Install the fuse that is appropriate for your device.
- Step 3 Replace the cap.



INSTRUCTIONS FOR USE WITH A CIGARETTE LIGHTER SOCKET

- Step 1 Plug the connector end of the DC cord into the DC power connector on the Respironics device.
- Step 2 Remove the cigarette lighter from its socket as shown in the illustration.
- Step 3 Plug the cigarette adapter end of the DC cord into the cigarette lighter socket. The LED on the cord will light upon successful connection.



English

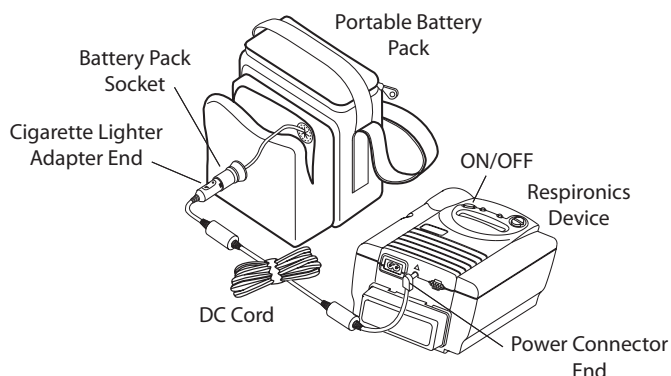
1036508
GK 06/27/06





INSTRUCTIONS FOR USE WITH THE PORTABLE BATTERY PACK

- Step 1 Turn OFF the therapy device.
- Step 2 Plug the adapter end of the DC cord into the battery pack socket, as shown in the illustration. The LED on the cord will light upon successful connection.
- Step 3 Plug the connector end of the DC cord into the therapy device.
- Step 4 Turn the therapy device ON, and verify proper operation.



SPECIFICATIONS FOR USE

Cord Polarity The connector end of the DC cord is constructed so that the outside of the barrel is ground and the inside of the barrel is positive. The cigarette adapter end of the cord is constructed so that the center pin is positive and the outside tab is ground.

Cord Length 6 Feet (1.83 m)

Electrical Requirements:

Battery 12 VDC

Power Consumption Actual power consumption will vary according to prescription pressures and breathing patterns. The lower the prescription, the less power required.

WARNING: When the DC cord is used with REMstar Choice systems, it can only be used for prescription pressures of 11 cm H₂O or less. Any attempts to use the DC cord with the REMstar Choice systems for pressures greater than 11 cm H₂O will result in inadequate delivery pressures unless a DC Interface Module is being used.

Fuse Replacement CAUTION: Use only Respironics 7 amp, 5 amp, or 3 amp DC cord fuses.

REORDERING

REORDER NUMBER	DESCRIPTION
1008104	DC Cord Replacement Fuses, 7 amp (2 ea.) (for use with Synchrony)
532211	DC Cord Replacement Fuses, 5 amp (2 ea.) (for use with SleepEasy, REMstar Choice, Aria, Virtuoso, Harmony S/T, Duet LX, BiPAP Pro)
622056	DC Cord Replacement Fuses, 3 amp (2 ea.) (for use with most systems)
1028869	Portable Battery Pack


RESPIRONICS[®]
 1001 Murry Ridge Lane
 Murrysville, Pennsylvania
 15668-8550 USA

RESPIRONICS[®]
 Deutschland
 Gewerbestrasse 17
 82211 Herrsching Germany

